

WeatherMaster®

Horizontal Window System



Turns an Average Screen Porch into your Favourite Room in the Home

Style, safety and flexible designs are the cornerstones of the WeatherMaster® Horizontal Window System. Made in three colours and specifically designed for porches, screen enclosures or even gazebos, the WeatherMaster system is easily installed and can convert any of these areas into your favourite three-season room in the house. The guide tracks allow smooth

operation, opening each window side-to-side for up to 75% ventilation. These maintenance-free units are all custom made to fit your openings exactly and come with a 10 year warranty against factory defect.


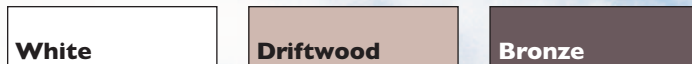
SUNSPACE
Let the Sun Shine

WINDOW SYSTEM FEATURES:

- Vents are glazed with View Flex, a tough, resilient vinyl, available in clear, smoke, bronze and dark gray or any combination of tints.
- You can use a combination of tints such as the top can be glazed clear and the bottom tinted to give some privacy if desired or the reverse to block out the sun.
- Constructed of extruded aluminum, the frames have stainless steel hardware and an integrated fibre mesh screen. The screen system covers 100% of the window leaving no gaps for bugs to enter. The WeatherMaster® window is virtually maintenance free.
- All vents are easily removed for cleaning and storage.

The WeatherMaster® horizontal 2 and 4-track window closes to reduce wind, rain, pollen & sound. The units move effortlessly, sliding right or left to allow a generous 75% ventilation opening. The 2-track allows a maximum of 50% ventilation.

Available in:



CAPTION



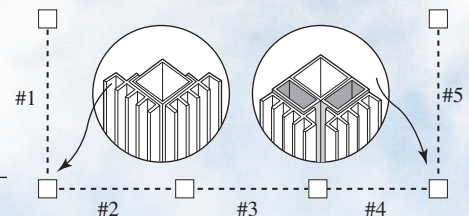
CAPTION

AFFORDABLE

Enclosures are an economical way to expand the usefulness of your recreational areas. The WeatherMaster window system combines the open feeling of a screen room and the comfort and convenience of a patio room. With the WeatherMaster window system you get the safety of tempered glass and the convenience of tint at no extra charge. Imagine opening your windows to allow up to 75% ventilation and then being able to close them to keep the weather out – go from a screen porch to a 3-season room in seconds.

SIMPLE

Measuring instructions – Start at the left side of screened area and mark #1, #2, etc. on the porch framing. Your windows will be shipped to you numbered as you order them. Measure the smallest daylight opening size, width and height in at least two places. Allow for corner and floor to accommodate 1/8" exterior flange and a 1/8" recess into the opening.



EASY

Taking care of your vinyl glazed windows is easy, first remove dust or grit with a soft cloth or brush. Then we recommend our Sunspace Vinyl Cleaner and buff with a soft cloth. Do not use harsh detergents or formulas containing bleach. do not use professional pressure cleaners.

LARGE OPENINGS

WeatherMaster horizontal 2-track windows are available up to 108" x 108". The horizontal 4-track, 4-vent window is available up to 192" wide by 108" tall. The ability to close in large openings with a single window system reduces the need for additional framing costs.

